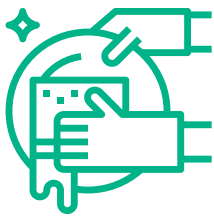


## Toy Cleaning Guidelines

Members are required to clean toys before returning so that it is suitable for the next members to play with. As no one wants a dirty toy to play with at home.

### Top tip:

Clean toys after bedtime & then store the toys in the car boot so children aren't tempted to play with them now that they are clean.

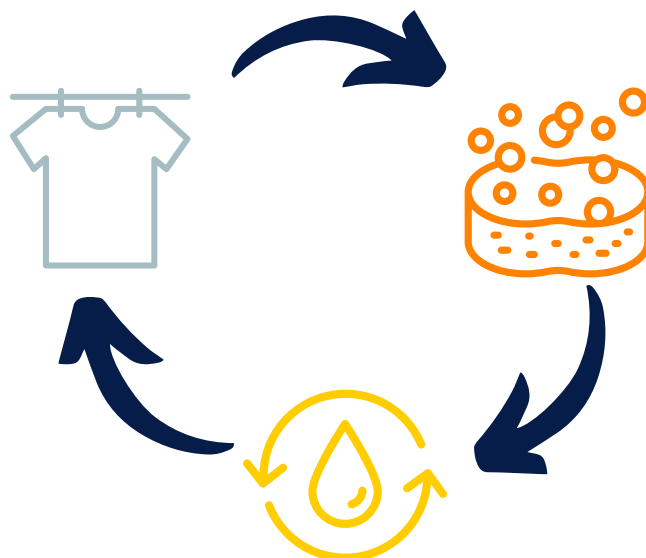


### If your child has been ill


Please disinfect the toys by wiping over with a suitable disinfectant. Avoid soaking them in disinfectant as this may remove the colour from plastic toys. Please let a member of staff know on return so that we can isolate the toy for a period of time if required.

## The Basics

The basics of all toy cleaning is wash, rinse, dry, repeat.



## Cleaning kit



Tea Towel

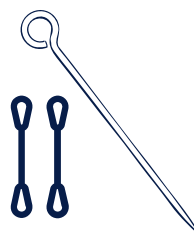
All purpose  
cleaning  
formula



Old  
toothbrush



dish cloth



Skewer & cotton  
wool to make  
long cotton bud

## Special Tips

**Baby rattles** – Please remember not to immerse these toys as they collect water within which can lead to harmful bacteria developing. Ensure baby toys are rinsed thoroughly of cleaning agents.

**Wooden toys and train sets** – Scrub well with hot soapy water and a toothbrush. These toys should not be immersed or soaked.

**Duplo/Lego** – Wash well with hot soapy water and a toothbrush. Rinse and leave to drain overnight.

**Bath toys** (and toys you have used in the bath) – These need to be cleaned and disinfected by wiping over with a suitable disinfectant. Avoid soaking them in disinfectant as this may remove the colour from plastic toys.

**Outdoor/Sandpit toys** – These must be cleaned well remembering that the next member may wish to use it inside. Immerse in laundry tub. Remove all sand and dirt and wash well with hot soapy water.

**Wooden puzzles** – Wipe over with a hot damp, (not wet) cloth. Clean all puzzle and game pieces.

**Fabric items** (Dress-ups/Puppets/Dolls Bedding/Infant Soft Toys) – Hand wash or gentle machine wash with laundry detergent and hang to thoroughly dry.

**Battery toys** – Please remember not to immerse these toys, this can destroy the electronics.

**Metal toys & parts** – These should only be wiped over and thoroughly dried.

**Large toys, bikes, scooter ride ons** – If they are dirty wash with warm soapy water. Use a multipurpose spray to thoroughly clean frequently touched surfaces such as buttons or handlebars.

**Storage bags & containers** – these need to be cleaned too. Wipe over with soapy water inside and out.